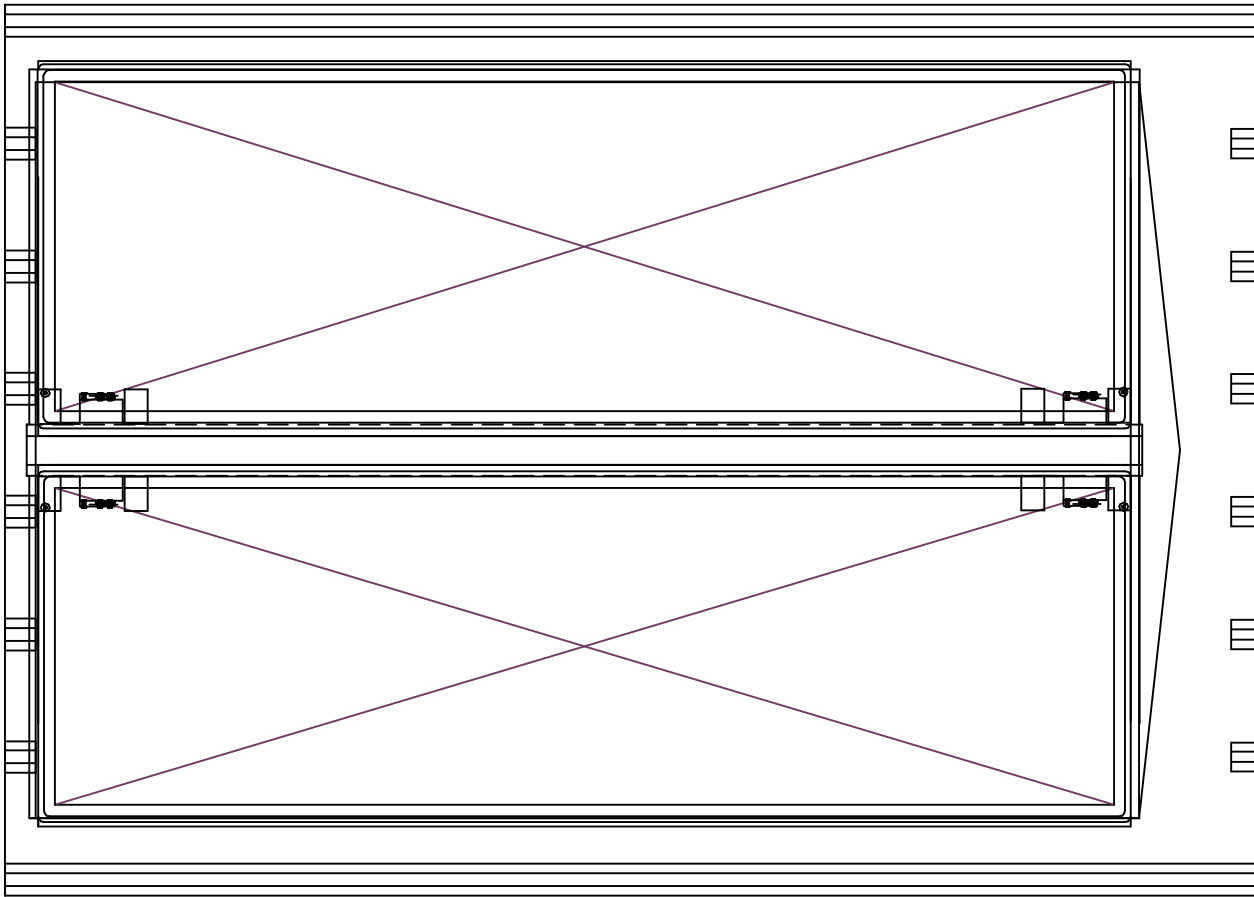
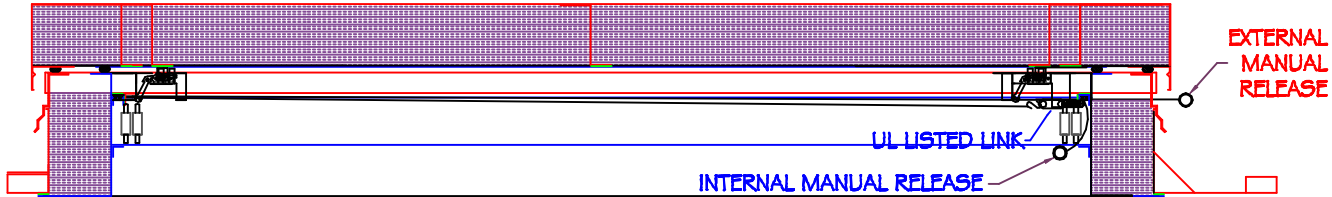
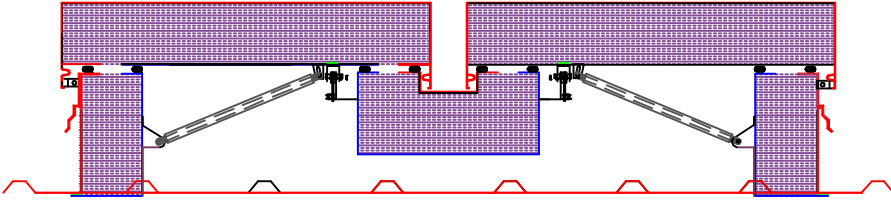


SPECIFICATIONS

1. Steel Base 14/18 GA G90 Galvanized Steel
2. Steel Lid 16 GA G90 Galvanized Steel
3. Insulation Value R 43
4. Insulation Minimum 6" Thick
5. Insulation Liner 22 GA G90 Steel
6. Full Perimeter Bulb Gaskets with Thermal Breaks
7. Hinges and Latches 12 GA G90 Galvanized Steel
8. Integral Inside and Outside Manual Releases
9. High Performance Gas Springs with Holdopen
10. UL Listed Fusible or McCabe Resettable Links
11. Zinc, CAD Plated, and Stainless Hardware
12. Lids Open against a minimum 10 PSF Load
13. Lids Remain Closed under Minimum 90 PSF Uplift
14. Lids rated for a 40 PSF Live Load



QUANTITY	MODEL	INSIDE CURB OPENING SIZE	LIVE LOAD CAPACITY (PSF)
	6060	60" x 60"	10
	6072	60" x 72"	10
	6090	60" x 90"	10
	6096	60" x 96"	10

CUSTOMER		JOB NAME	
MODEL	LINK TYPE	LIVE LOAD CAPACITY	UPLIFT CAPACITY
DLSH-6096-MB-LO-165-F-R43	FUSIBLE	10 PSF	90 PSF
LINK TEMP	OUTER DOME GLAZING	INNER DOME GLAZING	Date
165 F	METAL LID	N/A	8/15/12
		DRAWING #	
		ULSH-1002-R43	

R & S MANUFACTURING AND SALES CO., INC
 3575 Old Conejo Rd.
 Newbury Park, CA 91320
 (805)375-3980 fax 375-3981